



**MINI MASSAGE GUN
INSTRUCTIONS**

MINI MESSAGE GUN

Please read all instructions carefully to familiarise yourself with your new massager before using.

Save these instructions for further reference.

For any further assistance or information call Customer Services on

T: 01227 740066

or visit

W: www.wahl.co.uk

E: customer.services@wahl.co.uk

CONTENTS

GENERAL USER INFORMATION	Page 3
IMPORTANT SAFEGUARDS	Page 4
SPECIFICATIONS	Page 7
DESCRIPTION OF PARTS	Page 7
OPERATING INSTRUCTIONS	Page 9
MESSAGE TECHNIQUES	Page 10
CLEANING/STORAGE	Page 11
TROUBLESHOOTING	Page 12
BATTERY REPLACEMENT	Page 12
BATTERY REMOVAL AND DISPOSAL	Page 12
GUARANTEE	Page 14

GENERAL USER INFORMATION

Information about using the operation manual

- ▶ Before using the appliance for the first time, you must read and understand the operation manual completely.
- ▶ Consider the operation manual as part of the product and store it in a safe and accessible place.
- ▶ Include this operation manual if passing the appliance on to a third party.
- ▶ In the case of conflicts with national safety specifications or instructions, the national requirements must be followed.

Explanation of symbols and notes



DANGER

Danger of electric shock which may result in serious physical injury or death.



DANGER

Danger of explosion which may result in serious physical injury or death.



WARNING

Warning of possible physical injury or a health risk.



CAUTION

Information about danger of material damage.



Note with useful information and tips.

- ▶ Action to be taken by owner.
1. Carry out these actions in the sequence described.
- List

MINI MESSAGE GUN




Please retain this leaflet for future reference.

READ ALL INSTRUCTIONS BEFORE USING.

IMPORTANT SAFEGUARDS

When using this electrical appliance, especially when children are present, basic safety precautions should always be observed including the following.

To reduce the risk of fire and injury

-  ▶ This appliance can be used by children from aged 8 years and above and persons with reduced physical, sensory or mental capabilities, or lack of experience and knowledge, if they have been given supervision or instruction concerning use of the appliance in a safe way and understand the hazards involved. Children shall not play with the appliance. Cleaning and user maintenance shall not be made by children without supervision.
-  ▶ Use this appliance only for its intended purpose as described in this manual. Do not use attachments not recommended by the manufacturer.
-  ▶ When discarding this product, do not throw into a fire or where heat could cause it to rupture or explode.

Hazards

Warning! Injuries due to incorrect handling



- ▶ Switch off the appliance when not in use, before putting on or taking off attachments and also before cleaning the appliance.
- ▶ Never use your appliance without paying attention!
- ▶ In case of pregnancy, diabetes or illness, consult your physician before using this massager.
- ▶ Do not use the massager on:
 - a. Sensitive skin, swollen or inflamed areas, in the presence of poor circulation, where skin eruptions are present, or in the presence of unexplained calf or abdominal pain.
 - b. Varicose veins.
 - c. The front of the neck.
 - d. Genital areas.
 - e. Sleeping or unconscious persons.
- ▶ When using a massage attachment be sure to seat the attachment fully onto the stem and keep it on while massaging.
- ▶ Do not use the massager for more than 20 minutes at one time.
- ▶ Do not use the massager in close proximity to loose clothing or jewellery.

MINI MESSAGE GUN

- ▶ Keep long hair away from massager while in use.
- ▶ This massager contains an electro-magnetic motor. To avoid risk of injury, it must not be used within 15cm of an implantable cardiac device.
- ▶ Do not use the massager without attachments.
- ▶ Do not operate this appliance under a blanket or pillow. Excessive heating can occur and cause fire, electric shock or injury.
- ▶ Any servicing or repair must be performed by Wahl (UK) Ltd or a suitably qualified professional.
- ▶ The use of attachments that are not supplied by the manufacturer may cause damage to the appliance.



Never immerse the unit or let it come into contact with water or any other liquids



Use this appliance only for its intended purpose

MINI MASSAGE GUN

SPECIFICATIONS

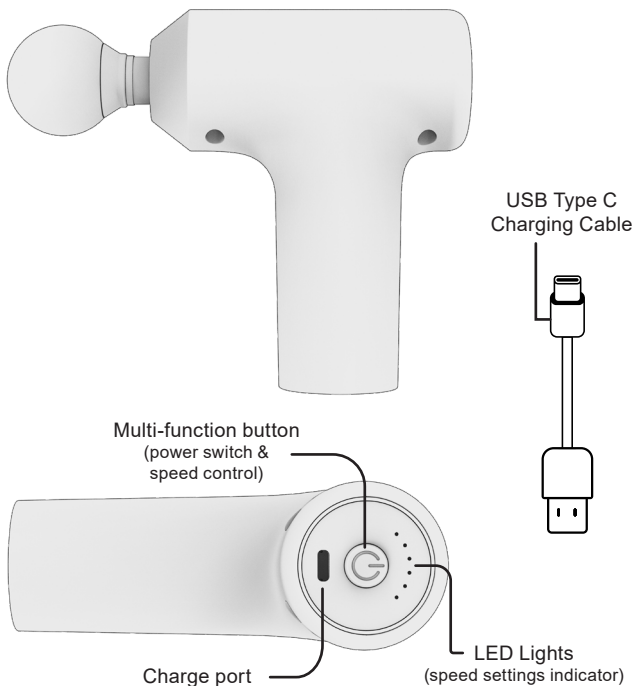
Product Name: Mini Massage Gun

Rated Voltage: 5V DC

Power Consumption: 2A

Auto Timer: 15mins

DESCRIPTION OF PARTS



MINI MESSAGE GUN

DETACHABLE HEADS



ROUND HEAD

Thumps smoothly for deep soothing relief.



BULLET HEAD

For pinpoint relaxation with strong intensity.



FLAT HEAD

Designed to target large muscles.



SPINAL HEAD

Accurately targets pressure points around the spine.

BEFORE FIRST USE

Remove all packaging and familiarise yourself with your massager and attachments as listed in description of parts on pages 7 and 8.

Fully charge your massager before use, see below.

TO CHARGE

This product should be fully charged when first used or if it has been stored unused for a long time. Connect the USB cable to the charge port on the massager and connect to an appropriate USB charge socket.

- Speed indicator lights will flash and remain on when fully charged.
- Charging time is 200 minutes, which will give 200 to 400 minutes operation dependant on use.
- This item cannot be used while charging.
- It is suggested you charge every 3 months if the product hasn't been used.

OPERATING INSTRUCTIONS

1. After allowing to fully charge, place the desired massage attachment on the stem of the massager. The attachments easily press on and pull off.
2. Press and hold the multi-function button for 2 seconds to turn on/off the massager.
3. The massager will start operating on speed 1, a short press on the multi-function button will select the next speed level.
4. There are 6 speeds after speed 6 it will return to speed 1.
5. The LED's will light up to show the speed settings.

MINI MESSAGE GUN

6. To turn off the massager hold the multi-function button for 2 seconds.
7. Your massager has 6 speeds with pulses per minute of 1600/1700/2000/2300/2600/2800

i **AUTO TIMER: This appliance is equipped with an auto timer which initiates an automatic shut off after 15 minutes.**

MESSAGE TECHNIQUES

SHOULDERS AND NECK —

Massage each shoulder toward back of neck to point just behind and below ear. Then back to shoulder. Repeat several times.

ARMS —

Start with a gentle massage of the palms and fingers. Next, using a circular motion, move upward to forearms. Then up to biceps and shoulders.

LEGS —

If desired, massage bottoms of feet. Then, using a circular motion, massage each leg from calf on up and over thigh.

CHEST —

Massage from centre of chest outward, and up toward each shoulder.

BACK —

Massage from top of spine to bottom, and from centre outward.

ABDOMEN —

Relax abdominal muscles by massaging from centre

MINI MASSAGE GUN

outward, using a gentle, circular motion.

JOINTS —

Relieve tired, aching knees and elbows with smooth, circular strokes.

CLEANING/STORAGE

i Always unplug massager before cleaning.

To clean, simply wipe unit with a dry, soft cloth. Do not immerse in water or use any harsh cleaners or solvents.

Place the massager in the storage pouch provided and store in a safe, cool and dry place when not in use.

Store out of the reach of children.

MINI MESSAGE GUN

TROUBLESHOOTING

If your massager does not seem to take a charge, check the following before returning it for repair:

1. Check outlet current by plugging in another appliance.
2. Be sure the USB cable is securely connected to the massager and to an appropriate USB charge socket.

LITHIUM BATTERY REPLACEMENT, REMOVAL AND DISPOSAL

LITHIUM-ION BATTERY REPLACEMENT

For battery replacement the entire, intact appliance should be sent to: Wahl (UK) Ltd Customer Services (the address can be found on the reverse of this booklet) or taken to a suitably qualified professional. The battery should only be replaced by the original manufacturers spare, for safety reasons a substitute should not be used.

Do not attempt to remove the battery. Lithium-Ion batteries can explode, catch fire, and/or cause burns if disassembled, damaged or exposed to water or high temperatures.

LITHIUM BATTERY DISPOSAL

Do not dispose of this product or the Lithium battery in the normal household waste.

The product should be returned to Wahl Customer Services where we offer a take back service or taken

MINI MASSAGE GUN

to a local collection facility where they will be dealt with safely and sent for the appropriate recycling.



WARNING: NEVER THROW BATTERIES INTO A FIRE OR WHERE HEAT COULD CAUSE THEM TO RUPTURE OR EXPLODE.

WASTE ELECTRICAL & ELECTRONIC EQUIPMENT DIRECTIVE 2012/19/EU (WEEE)



Within the European Community, national regulations are specified for the disposal of electrical appliances, based on EU Waste Electrical and Electronic Equipment Directive 2012/19/EU (WEEE). In accordance with this, the appliance can no longer be disposed of with the local or domestic waste. The appliance will be accepted free of charge by local collection points or recycling centres.

MINI MESSAGE GUN

GUARANTEE

This product is guaranteed against defects in material and workmanship for a period of 2 years from the date of original purchase or receipt as a gift.

Should this product become defective during the guarantee period, return it to the store of purchase together with your proof of purchase for repair or replacement.

Alternatively within the guarantee period you can return the product to Wahl (UK) Ltd who will repair any such defect or elect to replace the product or any part of it, without charge, provided that there is proof of purchase. Should a replacement be offered this will not extend the original guarantee period.

The guarantee becomes invalid in the case of misuse, alteration or repair by unauthorised persons.

This product is designed for domestic use only and use within a professional environment will invalidate the guarantee.

This guarantee in no way affects your rights under statutory law in the United Kingdom.

MINI MESSAGE GUN

WAHL (UK) LTD
STERLING HOUSE
CLIPPER CLOSE
RAMSGATE
KENT
CT12 5GG
CUSTOMER SERVICES T: 01227 740066
www.wahl.co.uk

Form No. ZC237 Rev.0 03-24